

# 77705367 - REMOTE ENABLE KIT


## CLASSICflo FAN FLUED & ECOflo COMPACT

### Fitting instructions




**DANGER: Isolate power to appliance before carrying out any electrical work**

1. Remove screw from front of control panel enclosure and carefully pull the top of cover downwards, until it is fully opened (see photos below)



2. Clean the painted metal surface (so that it is free from grease and dust) and place the "Enable" sticker onto the bottom of the panel (see photo below).



3. Peel off one side of a sticky fixer and stick it over the terminal block symbol on the "Enable" label (see photo below)



4. Whilst applying pressure to the two locking tabs, gently pull off the 9 way connector from the honeywell control





locking tab

Please read and understand these instructions before commencing installation and leave this manual with the customer for future reference

Andrews. Built to perform.

5. Plug the new loom from this kit, into the honeywell control PCB and plug the original wiring connector into the new loom (see photos below)



6. Peel off the backing from the sticker fixer and place the terminal block onto the fixer, pushing firmly down to ensure good adhesion. Drill a suitable hole for the M12 grommet, and fit the supplied cable gland into the hole and secure with locknut.
7. Carefully replace cover and secure with screw. The fitting of this kit is complete.

Please read and understand these instructions before commencing installation and leave this manual with the customer for future reference

Sales 0345 070 1055

Technical 0345 070 1057

Web [andrewswaterheaters.co.uk](http://andrewswaterheaters.co.uk)

 [linkedin.com/company/andrews-water-heaters](https://www.linkedin.com/company/andrews-water-heaters)

 @AndrewsWH

Registered office address: Baxi Heating UK, Brooks House, Coventry Road, Warwick CV34 4LL

June 2020

Andrews. Built to perform.

## ALL TOGETHER BETTER



BAXI HEATING HAS A PORTFOLIO OF SOME OF THE BEST KNOWN AND MOST RESPECTED COMMERCIAL BRANDS IN THE HEATING INDUSTRY ACROSS THE UK AND IRELAND: • REMEHA, • ANDREWS WATER HEATERS, • POTTERTON COMMERCIAL AND • PACKAGED PLANT SOLUTIONS.

### BAXI HEATING COMMERCIAL BRANDS

The logo for Remeha, consisting of the word "remeha" in a bold, lowercase sans-serif font, with a yellow horizontal bar above and below the text.



The logo for Potterton Commercial, featuring the word "POTTERTON" in a bold, uppercase sans-serif font, with "COMMERCIAL" in a smaller, uppercase sans-serif font below it.



- **REMEHA** - ENGINEERING EFFICIENCY SINCE 1935  
Reliably engineering high-performance and high-efficiency heating solutions.
- **ANDREWS WATER HEATERS** - BUILT TO PERFORM  
UK's No. 1 commercial water heaters of choice for quality and reliability.
- **POTTERTON COMMERCIAL** - TOTALLY DEPENDABLE  
Heating solutions that customers can rely on and services they can trust.
- **PACKAGED PLANT SOLUTIONS** - INGENUITY BOXED  
Leading specialists in prefabricated plant rooms from concept to completion.